



# SEYMOUR



SELF DRIVE HIRE



Vans



Trailers



Light Commercials

Cars

People Carriers



# 01622 716 889

[www.seymourtransport.co.uk/vanhire](http://www.seymourtransport.co.uk/vanhire)

1 mile from Junction 4 of the M20

Seymour House, New Nythe Lane, Larkfield, Maidstone, ME20 6SB

R  
E  
S  
U  
L  
T  
S

KENT  
DRIVER

A  
U  
T  
O  
T  
E  
S  
T



LINK UP LTD

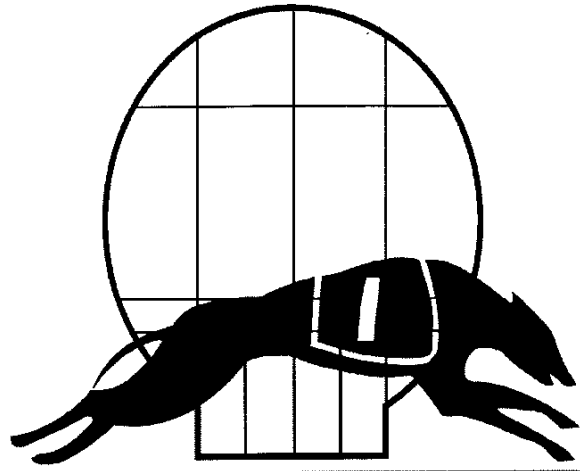


BRITISH AUTOTEST  
CHAMPIONSHIP

demon tweeks  
*Direct*

**BTRDA**

AUTOTEST  
CHAMPIONSHIP



**SITTINGBOURNE GREYHOUNDS**

## **'Kent's Big Night Out'**

A variety of dining options

Private Parties

Corporate Functions

For more information, telephone:

**01795 475547**

[www.sittingbournegreyhounds.co.uk](http://www.sittingbournegreyhounds.co.uk)

**CHRIS BROWNE  
BUILDERS**

***SPECIALISTS IN ALL ASPECTS OF  
BUILDING AND SHOPFITTING***

***EST. 1979***

127 HIGH STREET  
RAINHAM, KENT  
ME8 8AN

Tel : 01634 267267

Fax : 01634 366234

# MAIDSTONE & MID KENT MOTOR CLUB Ltd.

## KENT DRIVER AUTOTEST      SATURDAY 30<sup>th</sup> May 2009

### LINK-UP LTD MSA BRITISH AUTOTEST CHAMPIONSHIP demon tweeks Direct BTRDA AUTOTEST CHAMPIONSHIP SOUTHERN TARMAAC AUTOTEST CHAMPIONSHIP

## AWARD WINNERS

FASTEST TIME OF THE DAY	Harold Sharp Trophy	Alastair Moffatt
BEST M&MK MEMBER	Haynes Bros. Challenge Trophy	Chris Atkinson
BEST NOVICE -		Gavin Lane
BEST LADY		Clair Chambers
CLASS A - -	FIRST IN CLASS	Howard Everingham
CLASS B - -	FIRST IN CLASS	John Moffatt
CLASS C - -	FIRST IN CLASS	Richard Pinkney
	SECOND IN CLASS	Steve Morten
	THIRD IN CLASS	Chris Atkinson
CLASS D - -	FIRST IN CLASS	Stuart Perren
	SECOND IN CLASS	Dave Evans
	THIRD IN CLASS	Helen Perren
CLASS E - -	FIRST IN CLASS	Dave Cook
	SECOND IN CLASS	Duncan Stephens

We would like to re-iterate our thanks to the following :

Roger Cearns and Tony Killingbeck - **Sittingbourne Greyhounds**, for allowing us to use the **Central Park Stadium**, - and those who support our event; Chris Browne Builders, Seymour Transport, Pauline with her excellent 'butty wagon', all the marshals, Karen for doing the results as efficiently as ever and of course, Dave, Lloyd, Richard, Barry and Toby for setting it all out.

Finally, our thanks go to you, the competitors, for ensuring that the event ran smoothly, despite a number of breakages! We hope you all enjoyed our event as part of the combined weekend with the CSMA. We have already been invited back next year by Sittingbourne Greyhounds, so with a bit of luck we should be able to run a similar "double event" weekend with CSMA in 2010, and hope to see you all back again.

Ann Cook

**MAIDSTONE & MID KENT MOTOR CLUB Ltd.**  
**KENT DRIVER AUTOTEST**                      **SATURDAY 30<sup>th</sup> May 2009**  
**ENTRY LIST**

No.	DRIVER	CLUB	TOWN	CAR	CH'SHIP
<b>THE YELLOW "FELLOWS"</b>					
C 1	Malcolm Livingston	Hagley	Bridgenorth	Caterham 7 1600	B A
2	Nic Ayre	WestfieldSCC	Ipswich	Westfield SE 1600	S
3	Ian Chapman	K&DMC/Alwoodley	Bradford	Raw Striker 1800	M B
4	Steve Morten	Alwoodley MC	Batley	Raw Striker 1800	M B
5	Chris Atkinson	Rugby / MMKMC	Barnacle	VW Buggy 2000	B
6	Will Herbert	BTRDA	Leicester	Raw Striker 1600	B
7	Adam Wilkins	MMKMC	Teynham	Sylva Riot 1700	N
8	Keith Walton	Durham AC	Crook	Locost KW7 1600	M B
9	Christopher Chapman	K&DMC/Alwoodley	Bradford	Raw Striker 1800	M B
10	Ben Morten	Alwoodley MC	Batley	Raw Striker 1800	B
11	Clair Chambers	Rugby / MMKMC	Barnacle	VW Buggy 2000	B N L
12	Richard Nel	Chelmsford	Boreham	Westfield 1998	S N
13	Richard Pinkney	Durham AC	Consett	Caterham 7 1600	M B
<b>THE BLUE "BUNCH"</b>					
D1	Alistair Moffatt	BTRDA/Hereford	Newent	Mini Special 1380	M B A
2	Mike Sones	BTRDA/Owen	Alrewas	Mini Special 1380	M B
3	Martin MacKenzie	BTRDA	Stourbridge	Lindsay Sp. 1690	B
4	Stuart Perren	Hagley/Knutsford	Eccleshall	Retrotester 1700	M B A
5	David Higginson	BTRDA/Bolton	Preston	Mini Special 1380	M B
6	David Evans	Hereford	Whitchurch	Blitz Special 2000	M B S
7	David Sowman	BTRDA	Ilkley	DRS Special 1293	B
8	Gavin Lane	MMKMC	Gillingham	<del>Mini Special 1400</del>	<del>N</del>
9	Helen Perren	Hagley/Knutsford	Eccleshall	Retrotester 1700	M B A L
10	Roy Higginson	BTRDABolton	Preston	Mini Special 1380	M B
11	Mike Thirlwall	BTRDA	Bridgenorth	Blitz Special 2000	B
12	Steve Redsell	MMKMC/Bexley	Rugby	Mini Special 1380	B S
<b>THE RED "RABBLE"</b>					
E1	Steve Stringer	MMKMC	Chatham	VW Golf 1780	A
2	Duncan Stephens	Ross/Camel Vale	Solihull	Nova 1400	A
3	Dave Cook	MMKMC	Rainham	RS 100E 1700	M B
4	Lloyd Bass	MMKMC	Chatham	Nova 1600	M B S N
5	Jim Pullar	MMKMC	Tun.Wells	Micra 1275	B A S
6	Richard Olsen	MMKMC	Gillingham	Citroen AX 1124	N
7	Paul Haines	ERMC/TWMC	Tun.Wells	Rover 200 1400	N
8	Thomas Grant	MMKMC	Folkestone	KA 1300	M S N
9	Brian Sharpe	MMKMC	Maidstone	Charade 1296	M B N
<b>THE GREEN "GANG"</b>					
A1	Anthony Preston	BTRDA	Didcot	Mini 1380	B S
2	Howard Everingham	Beverley&DMC	Cottingham	Mini 1400	M B
3	Brian Bridge	Blackpalfrey	High Wycombe	Mini 1098	B S
4	Rob rolston	MCA	Bicester	Mini 1380	M B S
B1	Lee Valentine	Durham AC	Walker	Nova 1600	M B
2	Martin Burn	BTRDA	Nuneaton	Nova 1600	B S N
3	John Moffatt	Hereford	Corse	Nova 1600	M B A
4	Steve Burn	Cov&WarwickMC	Nuneaton	Nova 1600	B N

**Key:**

M - MSA Autotest Championship Contender  
 B - BTRDA Autotest Championship Contender  
 A - BTRDA Allrounders Championship Contender

N - Novice  
 L - Lady  
 S - Southern Tarmac Autotest Contender

No.	Name	B/F Total	CABIN		ASTRO <sup>red</sup> LEFT		ASTRO <sup>blue</sup> RIGHT		TURN- STILES		Sub Total	Running Total	Class	O/A Pos	No.
			Time	P	Time	P	Time	P	Time	P					

THE YELLOW "FELLOWS"

C 1	Malcolm Livingston	XXX	Non started										XXX	Non started			
C 2	Nic Ayre	XXX	65.1	72.9	66.2	69.0	XXX	273.2	10	C 2							
C 3	Ian Chapman	XXX	49.5	60.0	56.1	49.4	XXX	215.0	5	C 3							
C 4	Steve Morten	XXX	53.9	54.8	50.5	49.1	XXX	208.3	3	C 4							
C 5	Chris Atkinson	XXX	48.5	57.1	50.2	52.6	XXX	208.4	4	C 5							
C 6	Will Herbert	XXX	65.1	65.6	58.3	67.2	XXX	256.2	9	C 6							
C 7	Adam Wilkins	XXX	65.1	72.9	67.3	69.0	XXX	274.3	11	C 7							
C 8	Keith Walton	XXX	48.2	54.9	50.8	49.8	XXX	203.7	2	C 8							
C 9	Christopher Chapman	XXX	57.2	54.6	54.6	49.0	XXX	215.4	6	C 9							
C 10	Ben Morten	XXX	62.1	56.4	49.7	55.7	XXX	223.9	7	C 10							
C 11	Clair Chambers	XXX	58.4	71.5	58.9	55.3	XXX	244.1	8	C 11							
C 12	Richard Nel	XXX	65.1	72.9	67.3	69.0	XXX	274.3	11	C 12							
C 13	Richard Pinkney	XXX	45.1	52.9	47.3	52.8	XXX	198.1	1	C 13							
	Max	XXX	65.1	72.9	67.3	69.0	XXX										

THE BLUE "BUNCH"

D 1	Alastair Moffatt	XXX	44.4	50.0	46.0	46.2	XXX	186.6	1	D 1
D 2	Mike Sones	XXX	64.4	70.0	66.0	66.2	XXX	266.6	11	D 2
D 3	Martin MacKenzie	XXX	58.3	66.8	57.9	59.7	XXX	242.7	8	D 3
D 4	Stuart Perren	XXX	50.0	55.0	50.8	50.1	XXX	205.9	2	D 4
D 5	David Higginson	XXX	57.3	60.4	57.6	55.3	XXX	230.6	5	D 5
D 6	David Evans	XXX	53.0	56.6	58.1	49.5	XXX	217.2	3	D 6
D 7	David Sowman	XXX	56.1	59.8	62.2	66.2	XXX	244.3	10	D 7
D 8	Gavin Lane	XXX	60.8	62.9	60.2	58.5	XXX	242.4	7	D 8
D 9	Helen Perren	XXX	52.8	59.5	54.3	56.9	XXX	223.5	4	D 9
D 10	Roy Higginson	XXX	58.0	62.7	57.9	55.0	XXX	233.6	6	D 10
D 11	Mike Thirlwall	XXX	64.4	62.7	66.0	50.9	XXX	244.0	9	D 11
D 12	Steve Redsell	XXX	64.4	70.0	66.0	66.2	XXX	266.6	11	D 12
	Max	XXX	64.4	70.0	66.0	66.2	XXX			

THE RED "RABBLE"

E 1	Steve Stringer	XXX	76.2	82.4	81.5	75.0	XXX	315.1	7	E 1
E 2	Duncan Stephens	XXX	59.9	69.7	68.3	59.2	XXX	257.1	2	E 2
E 3	Dave Cook	XXX	56.2	63.4	61.5	57.8	XXX	238.9	1	E 3
E 4	Lloyd Bass	XXX	65.2	72.6	64.0	74.6	XXX	276.4	3	E 4
E 5	Jim Pullar	XXX	69.1	83.4	66.8	70.7	XXX	290.0	4	E 5
E 6	Richard Olsen	XXX	68.0	77.8	81.5	67.6	XXX	294.9	5	E 6
E 7	Paul Haines	XXX	76.2	83.4	81.5	77.8	XXX	318.9	8	E 7
E 8	Thomas Grant	XXX	76.2	83.4	81.5	77.8	XXX	318.9	8	E 8
E 9	Brian Sharpe	XXX	76.2	74.1	72.9	77.8	XXX	301.0	6	E 9
	Max	XXX	76.2	83.4	81.5	77.8	XXX			

THE GREEN "GANG"

A 1	Anthony Preston	XXX	61.2	65.1	53.9	53.2	XXX	233.4	1	A 1
A 2	Howard Everingham	XXX	54.7	59.9	55.6	73.2	XXX	248.4	3	A 2
A 3	Brian Bridge	XXX	62.3	66.1	62.6	60.7	XXX	251.7	4	A 3
A 4	Rob Rolston	XXX	61.0	58.8	57.2	58.9	XXX	235.9	2	A 4
	Max	XXX	74.7	78.8	73.9	73.2	XXX			
B 1	Lee Valentine	XXX	56.1	57.0	54.0	52.3	XXX	219.4	1	B 1
B 2	Martin Burn	XXX	63.4	69.9	66.4	66.9	XXX	266.6	3	B 2
B 3	John Moffatt	XXX	51.5	57.8	61.1	50.5	XXX	220.9	2	B 3
B 4	Steve Burn	XXX	71.5	77.0	65.8	69.5	XXX	283.8	4	B 4
	Max	XXX	71.5	77.0	74.0	70.5	XXX			

No.	Name	B/F Total	CABIN		ASTRO LEFT		ASTRO RIGHT		TURN- STILES		Sub Total	Running Total	Class	O/A Pos	No.
			Time	P	Time	P	Time	P	Time	P					

THE YELLOW "FELLOWS"

C 1	Malcolm Livingston	Non Start										Non Start		C 1
C 2	Nic Ayre	273.2	65.0 <sup>M</sup>	71.5 <sup>M</sup>	67.5 <sup>M</sup>	65.6 <sup>M</sup>	269.6	542.8	10				C 2	
C 3	Ian Chapman	215.0	48.0	60.0 <sup>IP</sup>	60.6 <sup>2P</sup>	46.7	215.3	430.3	7				C 3	
C 4	Steve Morten	208.3	50.1	52.7	48.7	46.7	198.2	406.5	2				C 4	
C 5	Chris Atkinson	208.4	47.3	54.4	48.3	49.2	199.2	407.6	3				C 5	
C 6	Will Herbert	256.2	55.9	69.6	63.3 <sup>IP</sup>	55.2	244.0	500.2	9				C 6	
C 7	Adam Wilkins	274.3	65.0 <sup>M</sup>	71.5 <sup>M</sup>	67.5 <sup>M</sup>	65.6 <sup>M</sup>	269.6	543.9	11 <sup>F</sup>				C 7	
C 8	Keith Walton	203.7	47.4	54.0	51.4	55.6	208.4	412.1	4				C 8	
C 9	Christopher Chapman	215.4	51.7	55.6	49.0	49.3	205.6	421.0	5				C 9	
C 10	Ben Morten	223.9	54.0 <sup>IP</sup>	52.9	50.0	48.2	205.1	429.0	6				C 10	
C 11	Clair Chambers	244.1	55.7	67.2 <sup>IP</sup>	55.6	54.6	233.1	477.2	8				C 11	
C 12	Richard Nel	274.3	65.0 <sup>M</sup>	71.5 <sup>M</sup>	67.5 <sup>M</sup>	65.6 <sup>M</sup>	269.6	543.9	11 <sup>F</sup>				C 12	
C 13	Richard Pinkney	198.1	45.0	51.5	47.5	45.6	189.6	387.7	1				C 13	
	Max		65.0	71.5	67.5	65.6								

THE BLUE "BUNCH"

D 1	Alastair Moffatt	186.6	44.0	50.9	45.9	45.6	186.4	373.0	1				D 1
D 2	Mike Sones	266.6	Retired - Retired - Retired										D 2
D 3	Martin MacKenzie	242.7	61.5	66.0	61.8	59.7	249.0	491.7	10				D 3
D 4	Stuart Perren	205.9	48.8	55.0	50.1	49.2	203.1	409.0	2				D 4
D 5	David Higginson	230.6	58.9	60.7	55.3	53.3	228.2	458.8	5				D 5
D 6	David Evans	217.2	48.8	55.8	51.6	50.3	206.5	423.7	3				D 6
D 7	David Sowman	244.3	54.0	67.3	56.9	57.3	235.5	479.8	9				D 7
D 8	Gavin Lane	242.4	57.0	59.8	56.4	61.9	235.1	477.5	8				D 8
D 9	Helen Perren	223.5	53.0	60.4	57.5	54.5	225.4	448.9	4				D 9
D 10	Roy Higginson	233.6	58.2	64.4	58.7	54.3	235.6	469.2	6				D 10
D 11	Mike Thirlwall	244.0	55.5	57.6	56.6	57.5	227.2	471.2	7				D 11
D 12	Steve Redsell	266.6	64.0 <sup>M</sup>	70.9 <sup>M</sup>	65.9 <sup>M</sup>	65.6 <sup>M</sup>	266.4	533.0	11				D 12
	Max		64.0	70.9	65.9	65.6							

THE RED "RABBLE"

E 1	Steve Stringer	315.1	Retired - Retired - Retired										E 1
E 2	Duncan Stephens	257.1	51.8	63.6	61.9	58.4	235.7	492.8	2				E 2
E 3	Dave Cook	238.9	59.4 <sup>IP</sup>	74.2 <sup>2P</sup>	55.8	56.1	245.5	484.4	1				E 3
E 4	Lloyd Bass	276.4	70.0	77.4	61.6	64.5	273.5	549.9	3				E 4
E 5	Jim Pullar	290.0	66.2	78.9 <sup>IP</sup>	70.7 <sup>IP</sup>	76.1 <sup>2P</sup>	291.5	581.9	4				E 5
E 6	Richard Olsen	294.9	68.8	80.5	74.5	76.1 <sup>IP</sup>	299.9	594.8	5				E 6
E 7	Paul Haines	318.9	71.8 <sup>M</sup>	83.6 <sup>M</sup>	75.8 <sup>M</sup>	76.1 <sup>M</sup>	307.3	626.2	7 <sup>F</sup>				E 7
E 8	Thomas Grant	318.9	71.8 <sup>M</sup>	83.6 <sup>M</sup>	75.8 <sup>M</sup>	76.1 <sup>M</sup>	307.3	626.2	7 <sup>F</sup>				E 8
E 9	Brian Sharpe	301.0	71.8 <sup>M</sup>	77.6	71.0	75.0	295.4	596.4	6				E 9
	Max		71.8	83.6	75.8	76.1							

THE GREEN "GANG"

A 1	Anthony Preston	233.4	52.7	59.6	53.6	54.0	219.9	453.3	1				A 1
A 2	Howard Everingham	243.4	52.3	63.8 <sup>IP</sup>	61.0 <sup>IP</sup>	53.4	230.5	473.9	3				A 2
A 3	Brian Bridge	251.7	59.6	63.3	60.3	59.0	242.2	493.9	4				A 3
A 4	Rob Rolston	235.9	59.4 <sup>IP</sup>	61.4	55.8	56.7	233.3	469.2	2				A 4
	Max		72.3	79.6	73.6	73.4							
B 1	Lee Valentine	219.4	51.4	58.2	55.2	55.2	220.0	439.4	2				B 1
B 2	Martin Burn	266.6	61.9	67.9	59.3	62.2	251.3	517.9	3				B 2
B 3	John Moffatt	220.9	48.2	53.9	50.5	50.9	203.5	424.4	1				B 3
B 4	Steve Burn	283.8	68.2 <sup>M</sup>	73.9 <sup>M</sup>	70.5 <sup>M</sup>	70.9 <sup>2P</sup>	283.5	567.3	4				B 4
	Max		68.2	73.9	70.5	70.9							



No.	Name	B/f Total	CABIN		ASTRO LEFT		ASTRO RIGHT		TURN- STILES		Sub Total	Final Total	Class	O/A Pos	No.
			Time	P	Time	P	Time	P	Time	P					

THE YELLOW "FELLOWS"

C 1	Malcolm Livingston	Non Starte - Non Starte -														C 1
C 2	Nic Ayre	812.6	65.6	71.8	65.6	65.6	268.6	1081.2	10	30	C 2					
C 3	Ian Chapman	629.8	49.3	53.6	54.8	48.1	205.8	835.6	6	9	C 3					
C 4	Steve Morten	610.2	47.5	52.6	49.3	46.9	196.3	806.5	2	3	C 4					
C 5	Chris Atkinson MMK	614.4	48.5	54.4	49.9	49.2	202.0	816.4	3	4	C 5					
C 6	Will Herbert	745.8	60.7	64.2	55.5	67.6	248.0	993.8	9	27	C 6					
C 7	Adam Wilkins N	Retired Retired Retired														C 7
C 8	Keith Walton	623.8	49.6	55.9	59.1	48.6	213.2	837.0	7	10	C 8					
C 9	Christopher Chapman	620.3	47.5	54.7	49.1	48.2	199.5	819.8	4	5	C 9					
C 10	Ben Morten	628.0	47.4	52.6	49.6	47.8	197.4	825.4	5	7	C 10					
C 11	Clair Chambers N MMK	714.6	56.3	67.1	55.7	60.9	240.0	954.6	8	22	C 11					
C 12	Richard Nel	815.7	65.6	72.0	67.2	67.6	272.4	1088.1	11	32	C 12					
C 13	Richard Pinkney	582.0	45.6	52.0	47.2	47.6	192.4	774.4	1	2	C 13					
	Max		65.6	72.0	67.2	67.6										

THE BLUE "BUNCH"

D 1	Alastair Moffatt	558.2	44.3	49.4	47.5	64.2	205.4	763.6	1	1	D 1					
D 2	Mike Sones	Retired - Retired - Retired														D 2
D 3	Martin MacKenzie	732.3	58.1	66.2	58.5	61.9	244.7	977.0	10	25	D 3					
D 4	Stuart Perren	614.3	49.8	55.9	51.5	48.9	206.1	820.4	2	6	D 4					
D 5	David Higginson	687.5	52.6	58.8	54.6	53.6	219.6	907.1	5	15	D 5					
D 6	David Evans	633.9	50.7	56.2	64.5	49.1	220.5	854.4	3	11	D 6					
D 7	David Sowman	712.5	53.3	59.3	54.8	55.9	223.3	935.8	6	18	D 7					
D 8	Gavin Lane N MMK	720.8	55.8	67.0	58.6	55.2	236.6	957.4	9	23	D 8					
D 9	Helen Perren	674.5	55.6	60.6	56.6	54.7	227.5	902.0	4	13	D 9					
D 10	Roy Higginson	698.5	56.1	67.8	56.0	59.9	239.8	938.3	7	19	D 10					
D 11	Mike Thirlwall	700.4	55.0	59.4	56.0	68.9	239.3	939.7	8	20	D 11					
D 12	Steve Redsell	798.2	64.3	69.4	67.5	68.9	270.1	1068.3	11	29	D 12					
	Max		64.3	69.4	67.5	68.9										

THE RED "RABBLE"

E 1	Steve Stringer	Retired - Retired - Retired														E 1
E 2	Duncan Stephens	728.4	77.0	62.5	57.1	68.2	264.8	993.2	2	26	E 2					
E 3	Dave Cook MMK	720.9	57.0	61.3	55.2	55.9	229.4	950.3	1	21	E 3					
E 4	Lloyd Bass MMK N	809.8	67.7	74.9	65.1	68.1	275.8	1085.6	3	31	E 4					
E 5	Jim Pullar MMK	861.0	70.4	70.6	70.6	65.9	277.5	1138.5	4	34	E 5					
E 6	Richard Olsen MMK	881.0	67.9	71.9	70.4	68.8	279.0	1160.0	5	35	E 6					
E 7	Paul Haines N	935.5	77.0	81.3	75.2	75.9	309.4	1244.9	7	37	E 7					
E 8	Thomas Grant MMK N	935.5	77.0	81.3	75.2	75.9	309.4	1244.9	7	37	E 8					
E 9	Brian Sharpe MMK N	890.2	77.0	71.5	64.4	75.8	288.7	1178.9	6	26	E 9					
	Max		77.0	81.3	75.2	75.9										

THE GREEN "GANG"

		7		19		6		10			
A 1	Anthony Preston	674.0	60.5	66.0	55.0	56.1	237.6	911.6	2	16	A 1
A 2	Howard Everingham	688.4	51.8	57.0	52.6	52.9	214.3	902.7	1	14	A 2
A 3	Brian Bridge	732.8	56.5	62.9	57.4	57.9	234.7	967.5	4	24	A 3
A 4	Rob Rolston	696.2	62.6	59.5	56.2	55.8	234.1	926.3	3	17	A 4
	Max		71.8	71.0	72.6	72.9					
B 1	Lee Valentine	651.9	50.1	56.5	52.6	52.9	212.1	864.0	2	12	B 1
B 2	Martin Burn N	769.1	60.4	67.4	72.6	65.6	266.0	1035.1	3	28	B 2
B 3	John Moffatt	628.3	48.2	53.0	51.5	48.4	201.1	829.4	1	8	B 3
B 4	Steve Burn N	848.3	68.2	73.0	71.5	68.4	281.1	1129.4	4	33	B 4
	Max		68.2	73.0	71.5	68.4					